

Airports Service Evaluation Report

Fourth Quarter 2018



CONTENTS

01

Overview

02

Airports Service Evaluation

03

Chinese Mainland Airports Evaluation by Region

04

About CAPSE



Overview

Overview

CAPSE selected **41 airports** to measure passenger satisfaction, covering **37 airports in mainland China and 4 regional and international ones** in the fourth quarter of 2018. And a total of **579,504** questionnaires have been collected.

In the latest evaluation, **the mainland airports are as follows**: Shanghai Hongqiao International Airport, Xiamen Gaoqi International Airport, Shanghai Pudong International Airport, Chengdu Shuangliu International Airport, Shenzhen Bao'an International Airport, Nanjing Lukou International Airport, Beijing Capital International Airport, Tianjin Binhai International Airport, Guangzhou Baiyun International Airport, Xi'an Xianyang International Airport, Kunming Changshui International Airport, Dalian International Airport, Hangzhou International Airport, Shenyang Taoxian International Airport, Fuzhou Changle International Airport, Haikou Meilan International Airport, Qingdao Liuting International Airport, Chongqing Jiangbei International Airport, Zhengzhou Xincheng International Airport, Sanya Phoenix International Airport, Nanning Wuxu International Airport, Changsha Huanghua International Airport, Guiyang Longdongbu International Airport, Wuhan Tianhe International Airport, Jinan Yaoqiang International Airport, Lanzhou Zhongchuan International Airport, Harbin Taiping International Airport, Urumqi International Airport, Taiyuan Wusu International Airport, Changchun Longjia International Airport, Nanchang Changbei International Airport, Hohhot Baita International Airport, Shijiazhuang Zhengding International Airport, Ningbo Lishe International Airport, Wenzhou Longwan International Airport, Zhuhai Jinwan Airport and Hefei Xinqiao International Airport. **Shijiazhuang Zhengding International Airport, Ningbo Lishe International Airport, Wenzhou Longwan International Airport, Zhuhai Jinwan Airport and Hefei Xinqiao International Airport are newly listed this quarter.**

Additionally, **regional and international airports are as follows**: Hong Kong International Airport, Taiwan Taoyuan International Airport, Incheon International Airport and Bangkok Suvarnabhumi International Airport, respectively.

The criteria of Airports Service Evaluation contain the overall score, 6 primary indexes, including airport transportation, airport security check, airport services and facilities, airport commercial services, airport baggage services and airport ground services for irregular flights, along with 31 secondary indexes.

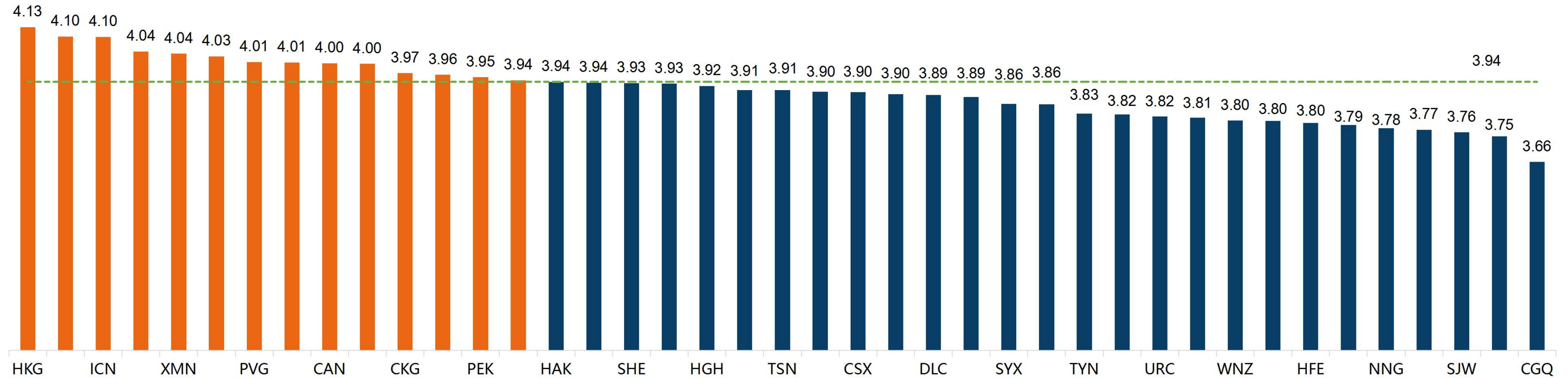
Based on passenger demands that has influence on airlines and airports, the quarterly report of CAPSE provides overall analysis on civil aviation entities across passengers' experiences, airline or airport's data and professional evaluation.



Airports Service Evaluation

Airports Service Evaluation Report for Q4 2018

Airport Rankings for Passenger Satisfaction

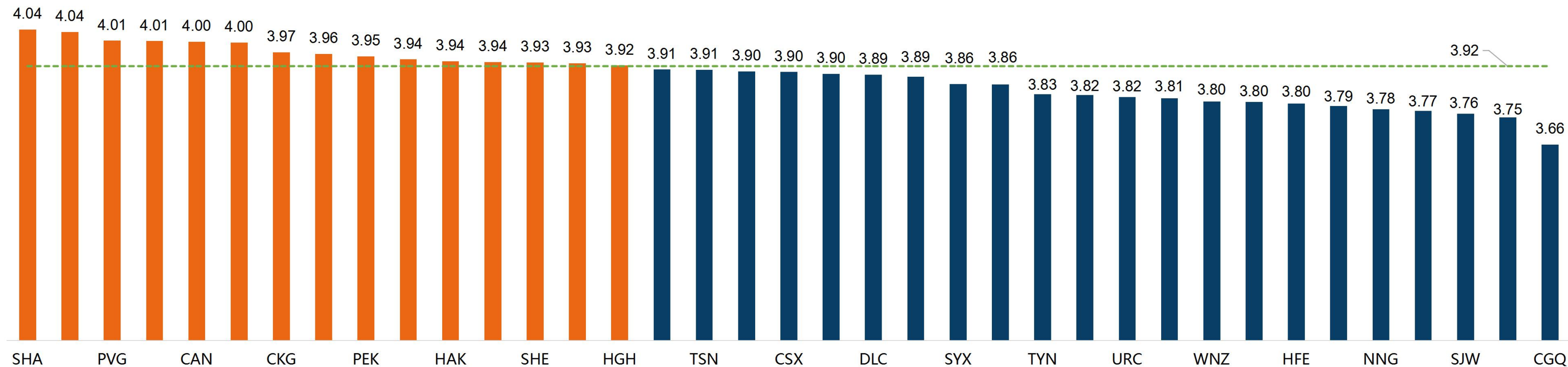


Data: CAPSE. net

◆ **The evaluation indicators for airport rankings:** Airport transportation, airport services and facilities, airport security check, airport commercial services, airport baggage services and airport ground services for irregular flights.

Airports Service Evaluation Report for Q4 2018

Chinese Mainland Airport Rankings for Passenger Satisfaction

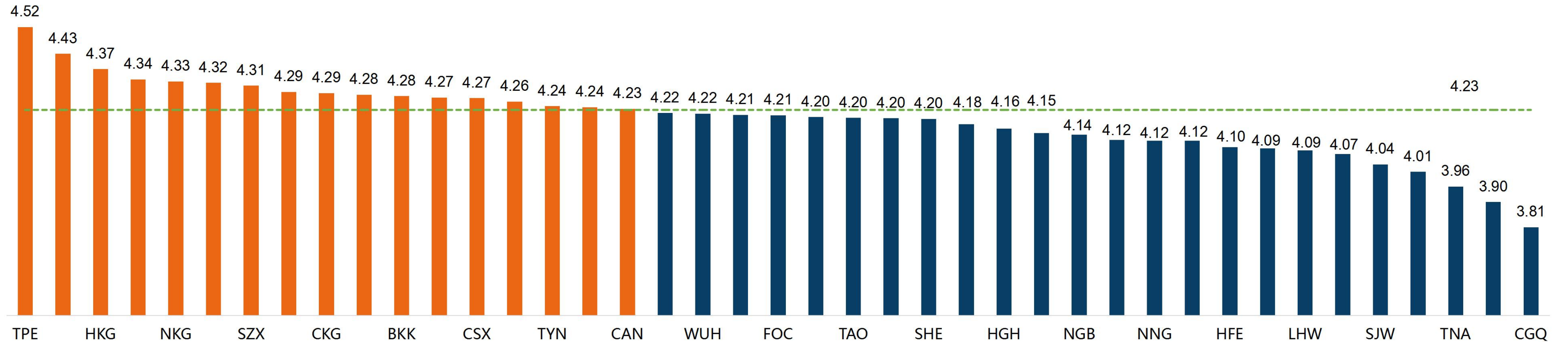


Data: CAPSE.net

◆ **The evaluation indicators for airport rankings in mainland China:** Airport transportation, airport services and facilities, airport security check, airport commercial services, airport baggage services and airport ground services for irregular flights.

Airports Service Evaluation Report for Q4 2018

Airport Transportation Rankings by Average Score

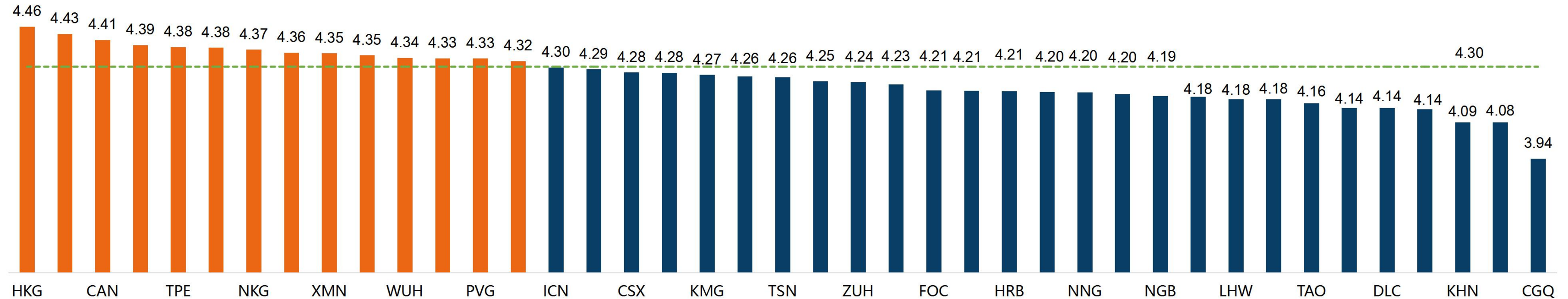


Data: CAPSE. net

◆ **The sub-indicators for airport transportation evaluation:** Satisfaction with shuttle service for getting to airport, service in departure airport parking lot, shuttle service for leaving airport, taxi service for leaving airport, transport modes for leaving airport (metro, others) and service for leaving airport parking lot.

Airports Service Evaluation Report for Q4 2018

Airport Services and Facilities Rankings by Average Score

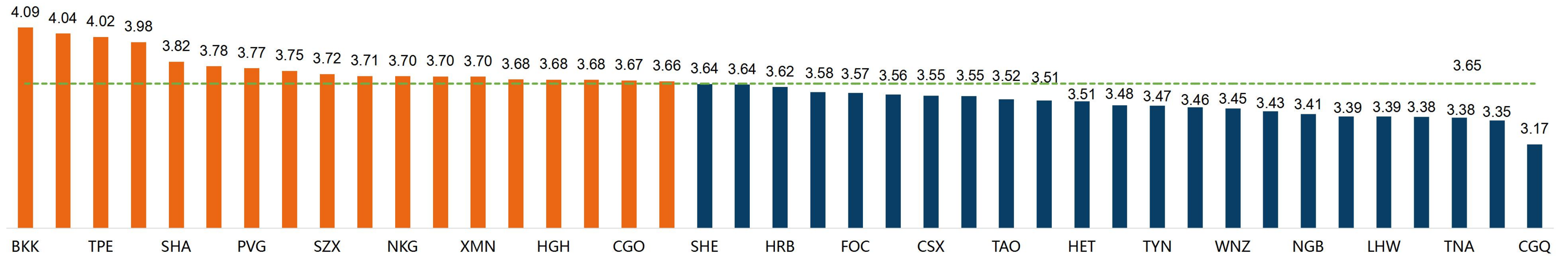


Data: CAPSE. net

◆ **The sub-indicators for airport services and facilities evaluation:** Satisfaction with luggage trolleys both in departure airport and arrival airport, courtesy and helpfulness of departure airport staff, departure airport signs, cleanliness and ambience of departure airport, departure airport facilities, flight information announcement in departure airport, cleanliness and availability of toilets both in departure airport and arrival airport, Wi-Fi service of departure airport, cultural characteristics of departure airport, and airport counter check-in service as well as airport self-service check-in.

Airports Service Evaluation Report for Q4 2018

Airport Commercial Services Rankings by Average Score

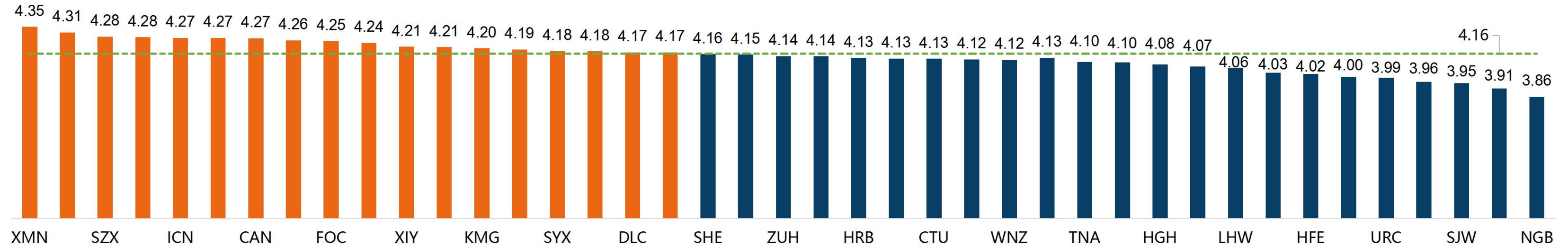


Data: CAPSE. net

◆ **The sub-indicators for airport commercial services evaluation:** Abundance of goods, abundance of dining, goods prices satisfaction and dining prices satisfaction.

Airports Service Evaluation Report for Q4 2018

Airport Security Check Rankings by Average Score

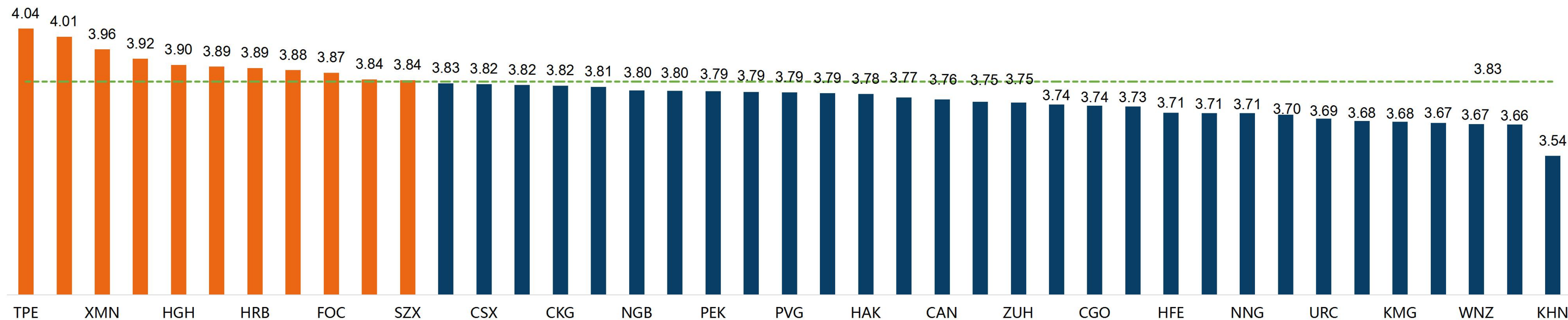


Data: CAPSE. net

◆ The sub-indicators for airport security check evaluation: Security check satisfaction.

Airports Service Evaluation Report for Q4 2018

Airport Baggage Services Rankings by Average Score

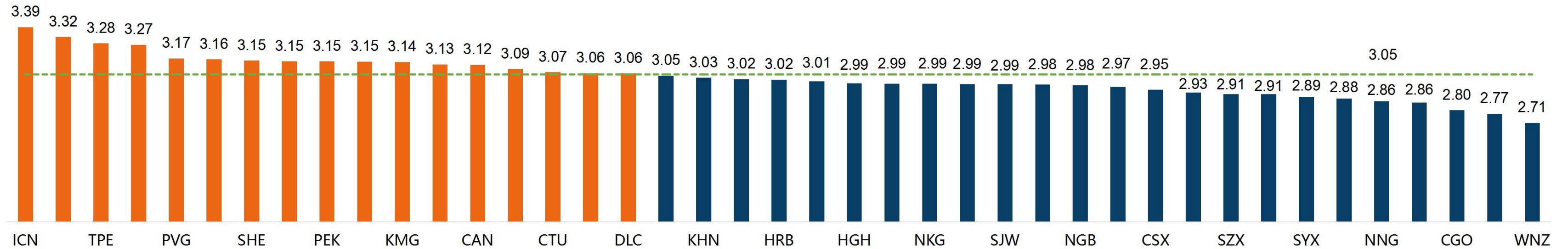


Data: CAPSE. net

◆ **The sub-indicators for airport baggage services evaluation:** Satisfaction of baggage protection, time of baggage transfer (the waiting time at baggage carousels) and guide for baggage claim.

Airports Service Evaluation Report for Q4 2018

Airport Ground Services Rankings for Irregular Flights by Average Score



Data: CAPSE. net

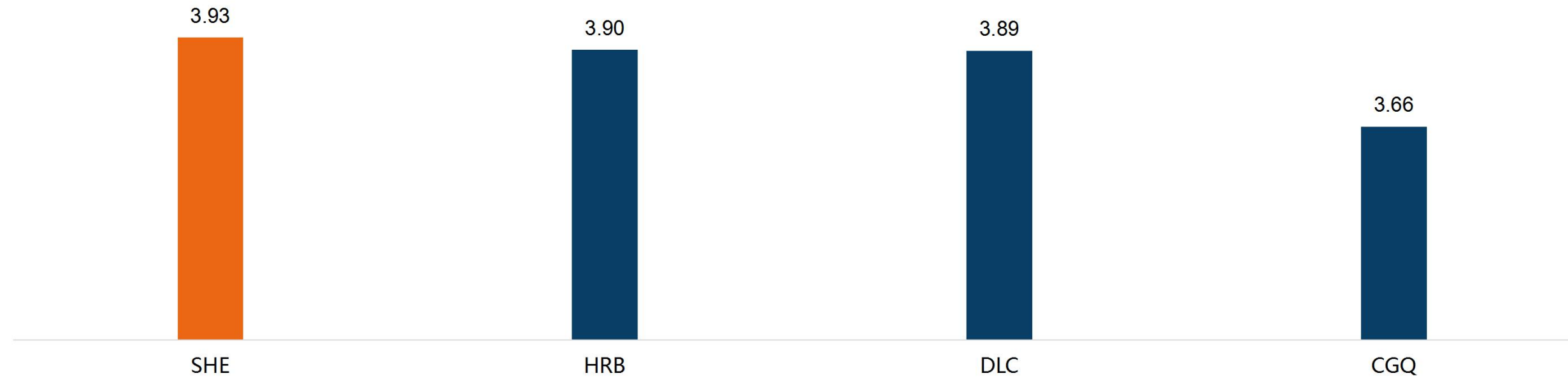
◆ **The sub-indicators for airport ground services evaluation for irregular flights:** Satisfaction with receiving flight information announcement for the first time, ground services for irregular flight, delayed flight meals and accommodations.



Chinese Mainland Airports Evaluation by Region

Airports Service Evaluation Report for Q4 2018

Airport Rankings in Northeast China for Passenger Satisfaction

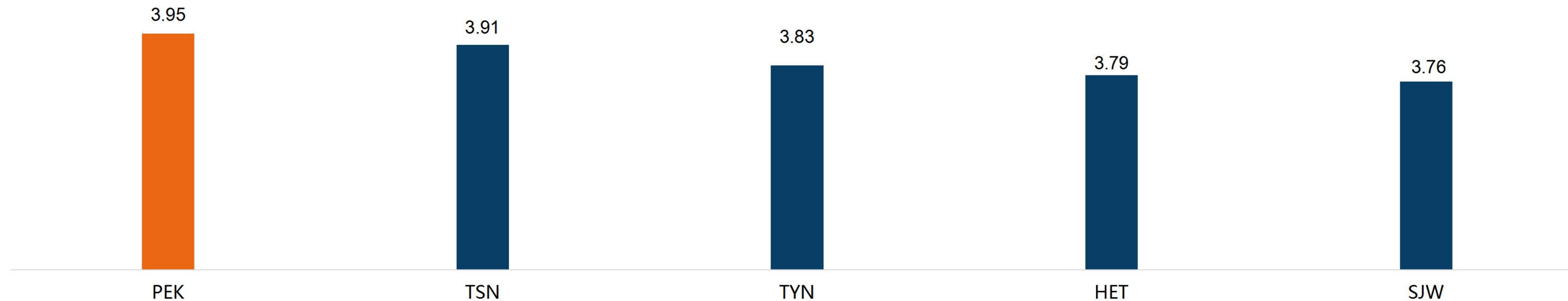


Data: CAPSE. net

- ◆ **The evaluation indicators for airport rankings:** Airport transportation, airport services and facilities, airport security check, airport commercial services, airport baggage services and airport ground services for irregular flights.

Airports Service Evaluation Report for Q4 2018

Airport Rankings in North China for Passenger Satisfaction

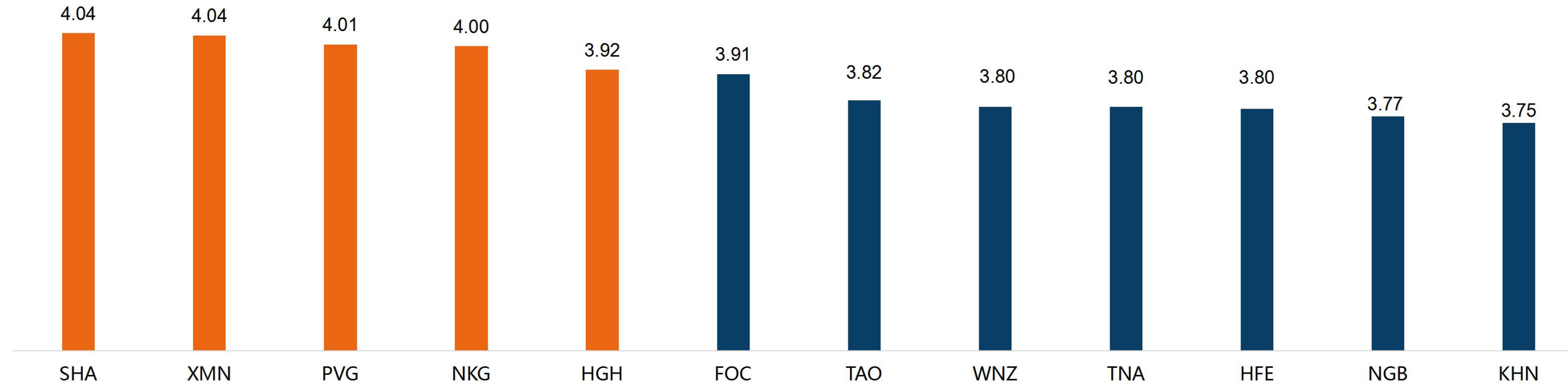


Data: CAPSE. net

◆ **The evaluation indicators for airport rankings:** Airport transportation, airport services and facilities, airport security check, airport commercial services, airport baggage services and airport ground services for irregular flights.

Airports Service Evaluation Report for Q4 2018

Airport Rankings in East China for Passenger Satisfaction

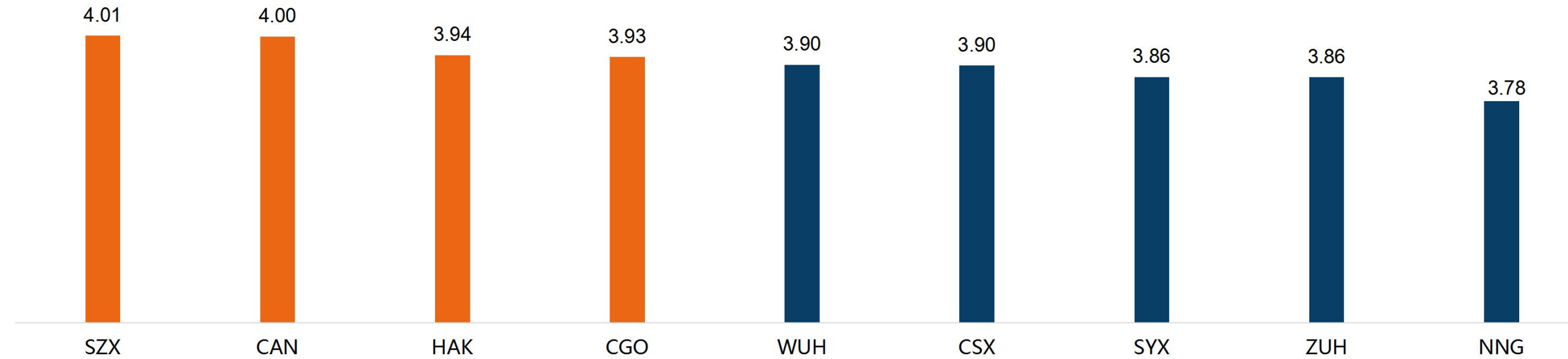


Data: CAPSE. net

◆ **The evaluation indicators for airport rankings:** Airport transportation, airport services and facilities, airport security check, airport commercial services, airport baggage services and airport ground services for irregular flights.

Airports Service Evaluation Report for Q4 2018

Airport Rankings in Central and South China for Passenger Satisfaction

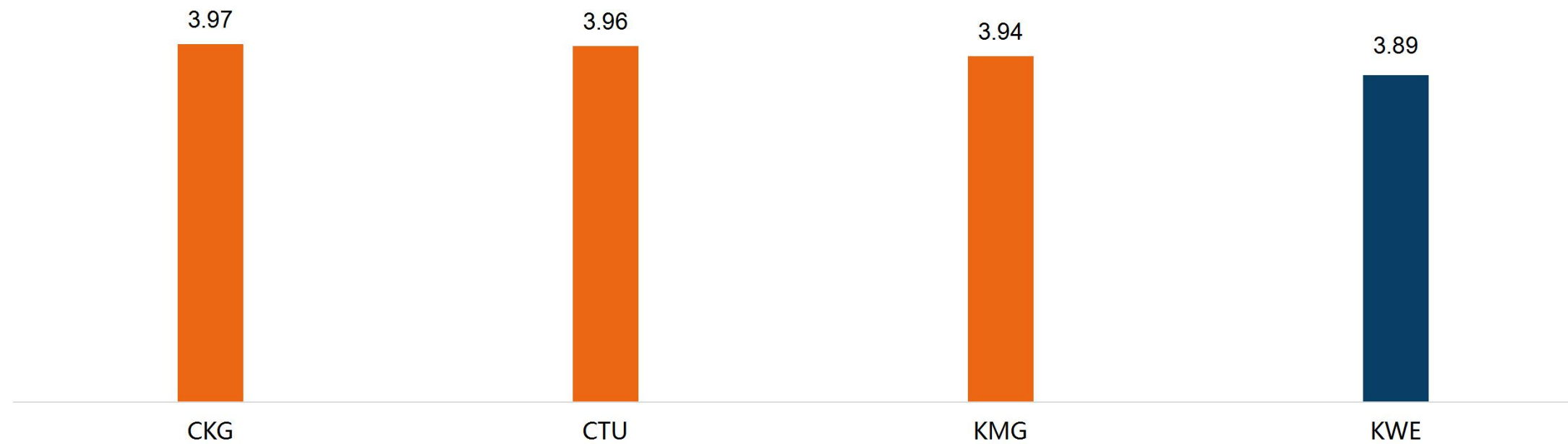


Data: CAPSE. net

- ◆ **The evaluation indicators for airport rankings:** Airport transportation, airport services and facilities, airport security check, airport commercial services, airport baggage services and airport ground services for irregular flights.

Airports Service Evaluation Report for Q4 2018

Airport Rankings in Southwest China for Passenger Satisfaction

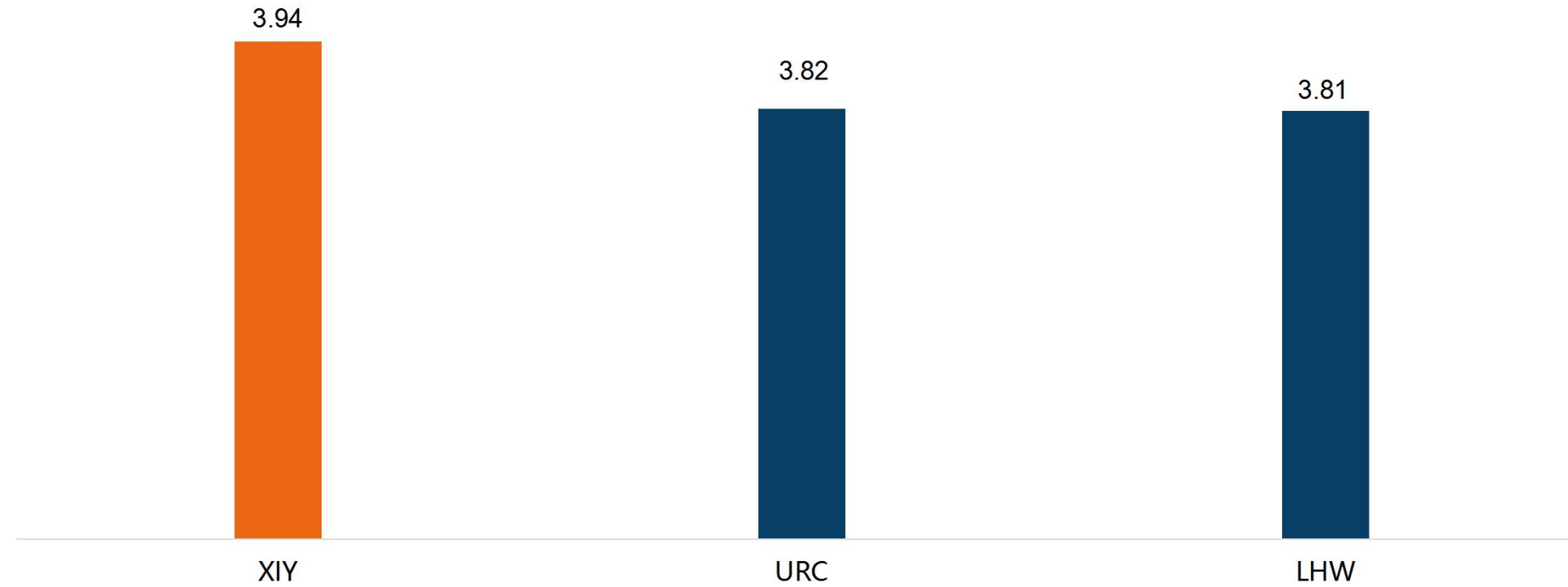


Data: CAPSE. net

◆ **The evaluation indicators for airport rankings:** Airport transportation, airport services and facilities, airport security check, airport commercial services, airport baggage services and airport ground services for irregular flights.

Airports Service Evaluation Report for Q4 2018

Airport Rankings in Northwest China for Passenger Satisfaction



Data: CAPSE. net

- ◆ **The evaluation indicators for airport rankings:** Airport transportation, airport services and facilities, airport security check, airport commercial services, airport baggage services and airport ground services for irregular flights.



About CAPSE

Introduction

With using mobile Internet technology and being based on true passenger satisfaction survey that is being voted actively, CAPSE (Civil Aviation Passenger Service Evaluation) reflects the current civil aviation services in China through comprehensive analysis on travelers' reviews.

Compared with previous survey methods, CAPSE believes this approach can avoid the possible deviation of results caused by centralized questionnaires, as well as differences between foreign surveys and China's actual conditions.

Most importantly, the results come from neither experts nor temporary analysis, but just continuous evaluation of true passengers instead, which represents the reality of China's air services.

CAPSE will publish China Civil Aviation Passenger Service Evaluation Report regularly, and hopes to be helpful to air services in China.

On the basis of this analytical report, CAPSE expects to not only express the true voices of travelers for air service, and make great efforts to help airline or airport find ways to improve it, but give a reference to global airlines that have great expectations in the potential market of China as well.

Background and Main Points of CAPSE

It had been in bad need of a third-party evaluation that was real and objective for a long time, especially a real service evaluation from air travelers.

With using mobile Internet technology, and ensuring the veracity of travelers who take part in the survey, CARNOC.com and VariFlight App have been working on questionnaires of civil aviation service that travelers really care about since May 2012. Based on true passenger satisfaction survey, namely, CAPSE, which is being voted actively, and Civil Aviation Passenger Service Evaluation Report comes into being eventually.

A “Factual” Report---To ensure the veracity of flights and validity of questionnaires, passengers who take part in the survey need to sign up by mobile number, upload boarding pass, then make sure of its reality via manual audit, and complete the questionnaires finally.

A Report about “Feelings”---Civil Aviation Passenger Service Evaluation Report is about passengers’ true experience with civil aviation service.

Definition of “Best”---Travelers enjoy services and think that it is good value for money. As long as there is service offered by any entities, there is passengers’ feelings for it. Therefore, the evaluation standards of Civil Aviation Passenger Service Evaluation Report have nothing to do with entity's scale, transport volume and throughput, service levels as well as sales price, which just depend on feelings of service that is good or bad.

In Civil Aviation Passenger Service Evaluation Report, the best definition of passenger satisfaction is that, service experience and feelings are good values.

Related Entities

◆ CAPSE

Taking advantage of mobile Internet technology, CAPSE is the first specialized institution to provide passenger service evaluation for civil aviation industry . To assist civil aviation entities to improve their services, CAPSE associates passengers with entities directly, and offers feedback more timely to entities, which relates with passengers' suggestions and data analysis of evaluation.

◆ CARNOC.com

CARNOC.com is the largest civil aviation platform in China since 1999. Nearly one in six Chinese Aviation professionals follow CARNOC.com with long-term interest and almost all Chinese aviation insiders know CARNOC.com.

◆ VariFlight

VariFlight, a professional query software of flight dynamic, is the world's leading flight data provider operated by Feeyo Technology. More than 90 percent of global flights are covered. Moreover, the accuracy of data is over 99.9 percent.

◆ Ctrip.com

Ctrip.com, a leading provider of comprehensive travel services in China, provides full travel services for over 250 million members, including wireless application, accommodation reservation, transportation ticketing, packaged tours, corporate travel management and tourism information.

For further information, please contact us:+86 0551-62618791

CAPSE@CAPSE.net

Legal Notice

All materials contained in this statistical and analytical report, including text, graphics, images and tables, which are created or developed on the basis of Civil Aviation Passenger Service Evaluation (CAPSE) copyright of CARNOC.com, are the intellectual property of CAPSE. And the intellectual property is protected by Copyright Laws of the People's Republic of China.

For the purposes of private study, research or self-entertainment, as well as any other non-commercial or non-profit uses, the users are obliged to indicate the source. Meanwhile, they shall abide by the rules of Copyright Laws and other relevant laws, and not violate the lawful rights and interests of related rights owners.

With prior written permission from CAPSE, the users shall pay the remuneration for commercial or profitable purposes.

Any legal liabilities caused by the users who quotes related data and more from this report, are assumed by quoters. Copyright owner has no relation to that .